



Swimming New Zealand



50m Freestyle Women Final

2023 Apollo Projects NZ Age Group S...

Points Swimmers Files Scoreboard




























Session 1 Wed 09:10 AM	Session 2 Wed 05:40 PM	Session 3 Thu 09:10 AM	Session 4 Thu LIVE	Session 5 Fri 09:10 AM	Session 6 Fri 05:40 PM	Session 7 Sat 09:10 AM	Session 8 Sat 05:40 PM
-----------------------------	-----------------------------	-----------------------------	--------------------------------	-----------------------------	-----------------------------	-----------------------------	-----------------------------










Session 4 Thursday 05:40 PM		
10	05:40 PM	200m Freestyle Men Final
103	06:01 PM	50m Freestyle Men Multi-C...
104	06:05 PM	50m Freestyle Women Mul...
11	06:09 PM	200m Breaststroke Men Fi...
12	06:33 PM	200m Breaststroke Wome...
13	07:20 PM	50m Freestyle ... LIVE
14	07:33 PM	50m Butterfly Men Final
105	07:45 PM	50m Butterfly Men Multi-C...
106	07:50 PM	50m Butterfly Women Mult...
15	07:54 PM	800m Freestyle Women Fi...
16	08:06 PM	4x100m Freestyle Men - 1...
160	08:20 PM	4x100m Freestyle Men 16 ...
17	08:33 PM	4x100m Freestyle Women ...
170	08:41 PM	4x100m Freestyle Women ...

12 **200m Breaststroke Women Final** Official

Qualified Heats

Total						
Rank	Competitor	Age	Club	RT	FINA	Result
1	Cowen Meli...	18	North Shore ...	+0.66		2:32.36 Entry: 2:39.63 (- 7.27)
	50m: 34.25 150m: 1:52.78 (39.91)		100m: 1:12.87 (38.62) 200m: 2:32.36 (39.58)			
2	Wilkins Reb...	18	Phoenix Aqu...	+0.67		2:36.24 Entry: 2:40.44 (- 4.20)
	50m: 35.36 150m: 1:55.12 (40.58)		100m: 1:14.54 (39.18) 200m: 2:36.24 (41.12)			
3	Wieruszows...	15	Aquabladz ...	+0.65		2:37.93 Entry: 2:44.92 (- 6.99)
	50m: 35.38 150m: 1:58.09 (42.01)		100m: 1:16.08 (40.70) 200m: 2:37.93 (39.84)			
4	Dance Trelise	18	United Swim...	+0.72		2:38.66 Entry: 2:42.75 (- 4.09)
	50m: 35.92 150m: 1:57.80 (41.25)		100m: 1:16.55 (40.63) 200m: 2:38.66 (40.86)			
5	King Hannah	17	Aquagym S...	+0.76		2:41.02 Entry: 2:44.82 (- 3.80)
	50m: 36.62 150m: 1:59.17 (41.94)		100m: 1:17.23 (40.61) 200m: 2:41.02 (41.85)			
6	Lyles Jasmi...	15	Phoenix Aqu...	+0.72		2:42.30 Entry: 2:46.73 (- 4.43)
	50m: 35.48 150m: 1:58.16 (42.04)		100m: 1:16.12 (40.64) 200m: 2:42.30 (44.14)			
7	Connolly (V...	17	TBSS Centra...	+0.72		2:42.93 Entry: 2:43.73 (- 0.80)
	50m: 36.64 150m: 2:00.76 (42.04)		100m: 1:18.72 (42.08) 200m: 2:42.93 (42.17)			
8	Quayle Bridie	14	Wharenui Sw...	+0.81		2:43.06 Entry: 2:45.89 (- 2.83)
	50m: 36.25 150m: 1:59.60 (42.56)		100m: 1:17.04 (40.79) 200m: 2:43.06 (43.46)			
9	Chan Bianca	13	Roskill Swim...	+0.72		2:43.75 Entry: 2:48.00 (- 4.25)
	50m: 35.71 150m: 1:59.55 (43.10)		100m: 1:16.45 (40.74) 200m: 2:43.75 (44.20)			
10	Hurley Kate	15	Pirates Swim...	+0.71		2:44.79 Entry: 2:48.59 (- 3.80)
	50m: 37.42 150m: 2:02.62 (42.72)		100m: 1:19.90 (42.48) 200m: 2:44.79 (42.17)			
11	Lam Elisha	16	TBSS Centra...	+0.70		2:44.81 Entry: 2:49.66 (- 4.85)
	50m: 37.01		100m: 1:18.86 (41.85)			

		150m: 2:01.37 (42.51)	200m: 2:44.81 (43.44)		
12	 Chmiel Hope	50m: 36.60 150m: 2:02.02 (42.97)	100m: 1:19.05 (42.45) 200m: 2:46.01 (43.99)	17	 Vikings Swi... +0.70 Entry: 2:48.22 (- 2.21) 2:46.01
13	 Bates Olivia	50m: 37.71 150m: 2:04.32 (43.44)	100m: 1:20.88 (43.17) 200m: 2:47.13 (42.81)	15	Howick Paku... +0.75 Entry: 2:50.34 (- 3.21) 2:47.13
14	 Cowan Kate	50m: 37.83 150m: 2:03.56 (43.58)	100m: 1:19.98 (42.15) 200m: 2:47.16 (43.60)	16	 Vikings Swi... +0.73 Entry: 2:48.91 (- 1.75) 2:47.16
15	 McIntosh Al...	50m: 38.48 150m: 2:05.50 (43.38)	100m: 1:22.12 (43.64) 200m: 2:48.10 (42.60)	14	Mt Wellingto... +0.74 Entry: 2:49.94 (- 1.84) 2:48.10
16	 Pitout Rebe...	50m: 37.83 150m: 2:03.92 (43.89)	100m: 1:20.03 (42.20) 200m: 2:48.59 (44.67)	16	United Swim... +0.74 Entry: 2:52.23 (- 3.64) 2:48.59
17	 Davidson A...	50m: 37.01 150m: 2:03.76 (43.74)	100m: 1:20.02 (43.01) 200m: 2:48.63 (44.87)	17	United Swim... +0.79 Entry: 2:51.08 (- 2.45) 2:48.63
18	 Shi Lisa	50m: 38.83 150m: 2:05.97 (44.14)	100m: 1:21.83 (43.00) 200m: 2:49.65 (43.68)	14	Howick Paku... +0.71 Entry: 2:50.16 (- 0.51) 2:49.65
19	 Neems Ava	50m: 37.80 150m: 2:05.66 (44.21)	100m: 1:21.45 (43.65) 200m: 2:50.89 (45.23)	15	Howick Paku... +0.69 Entry: 2:53.28 (- 2.39) 2:50.89
20	 Taylor Liv	50m: 39.83 150m: 2:07.84 (43.50)	100m: 1:24.34 (44.51) 200m: 2:51.96 (44.12)	15	 North Shore ... +0.66 Entry: 2:54.22 (- 2.26) 2:51.96
21	 Ketel Mya	50m: 37.64 150m: 2:05.79 (43.95)	100m: 1:21.84 (44.20) 200m: 2:52.04 (46.25)	16	 Tasman Swi... +0.68 Entry: 2:55.72 (- 3.68) 2:52.04
22	 Penman Ma...	50m: 38.20 150m: 2:08.00 (45.45)	100m: 1:22.55 (44.35) 200m: 2:52.09 (44.09)	15	Parnell Swim... +0.78 Entry: 2:52.12 (- 0.03) 2:52.09
23	 Brewer Shaeli	50m: 37.18 150m: 2:06.44 (46.33)	100m: 1:20.11 (42.93) 200m: 2:52.41 (45.97)	16	Evolution Aq... +0.67 Entry: 2:55.49 (- 3.08) 2:52.41
24	 Winter Soph...	50m: 38.85 150m: 2:06.86 (44.69)	100m: 1:22.17 (43.32) 200m: 2:52.54 (45.68)	16	 Alexandra S... +0.72 Entry: 2:54.77 (- 2.23) 2:52.54
25	 Adams Maia	50m: 37.71 150m: 2:07.11 (45.59)	100m: 1:21.52 (43.81) 200m: 2:53.28 (46.17)	18	Raumati Swi... +0.74 Entry: 2:50.70 (+ 2.58) 2:53.28
26	 Baars Ashlee	50m: 38.76 150m: 2:08.12 (44.90)	100m: 1:23.22 (44.46) 200m: 2:54.93 (46.81)	14	 Vikings Swi... +0.62 Entry: 3:01.44 (- 6.51) 2:54.93
26	 Carter Scout	50m: 39.98 150m: 2:09.10 (45.16)	100m: 1:23.94 (43.96) 200m: 2:54.93 (45.83)	15	 Ice Breaker ... +0.68 Entry: 2:55.39 (- 0.46) 2:54.93
28	 Lam Elyse	50m: 38.83 150m: 2:09.89 (46.51)	100m: 1:23.38 (44.55) 200m: 2:55.20 (45.31)	13	 TBSS Centra... +0.68 Entry: 2:58.26 (- 3.06) 2:55.20
29	 Moleta Anika	50m: 39.43 150m: 2:09.88 (45.40)	100m: 1:24.48 (45.05) 200m: 2:55.32 (45.44)	15	 Ice Breaker ... +0.68 Entry: 2:55.57 (- 0.25) 2:55.32
					2:55.41

30	 Delunel (V) ...	14	New Caledo... +0.77	Entry: 2:57.32 (- 1.91)
	50m: 39.72 150m: 2:09.21 (45.43)		100m: 1:23.78 (44.06) 200m: 2:55.41 (46.20)	
31	 Raxworthy ...	15	Waterhole S... +0.71	2:55.44 Entry: 2:58.46 (- 3.02)
	50m: 38.31 150m: 2:09.26 (46.03)		100m: 1:23.23 (44.92) 200m: 2:55.44 (46.18)	
32	 Sampson H...	13	 SwimZone R... +0.68	2:56.75 Entry: 2:57.73 (- 0.98)
	50m: 38.64 150m: 2:11.00 (47.15)		100m: 1:23.85 (45.21) 200m: 2:56.75 (45.75)	
33	 Quayle Nia...	14	Wharenui Sw... +0.78	2:58.55 Entry: 3:06.35 (- 7.80)
	50m: 40.02 150m: 2:11.99 (45.95)		100m: 1:26.04 (46.02) 200m: 2:58.55 (46.56)	
34	 Franklin Pai...	14	 Central Haw... +0.62	3:01.65 Entry: 2:58.61 (+ 3.04)
	50m: 40.22 150m: 2:13.99 (48.03)		100m: 1:25.96 (45.74) 200m: 3:01.65 (47.66)	
35	 McLean Oliv...	13	 Neptune Swi... +0.68	3:02.12 Entry: 3:01.55 (+ 0.57)
	50m: 38.81 150m: 2:13.78 (48.32)		100m: 1:25.46 (46.65) 200m: 3:02.12 (48.34)	